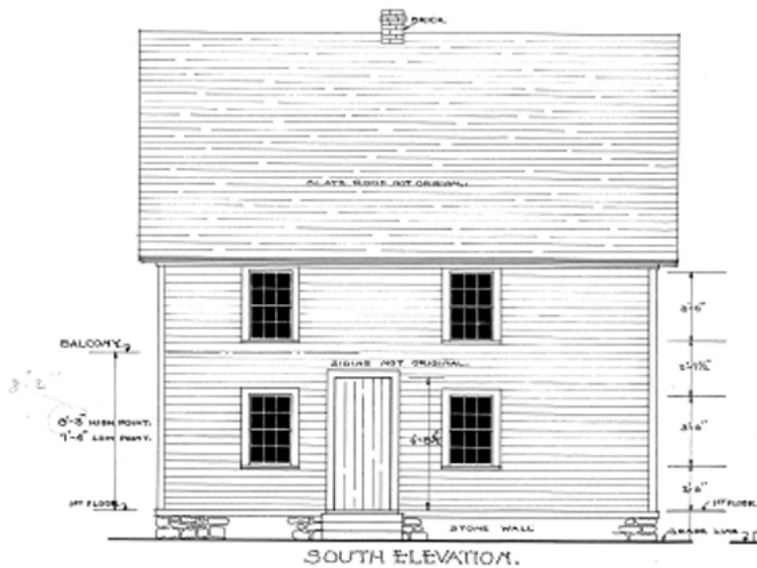


HEATING THE HOUSE

***Celebrating completion of the
HEATING SYSTEM REPLACEMENT PROJECT***



***Funded by a grant from the
MORRIS COUNTY
HISTORIC PRESERVATION TRUST FUND
and the generous supporters of the
FRIENDS MEETING HOUSE & CEMETERY ASSOCIATION***

**1758 Randolph Friends Meeting House
Saturday, October 15, 2005
2:00-5:00 PM**

**Corner of Quaker Ave. & Quaker Church Rd.
Randolph Township, New Jersey**

THIRTY YEARS OF PRESERVATION

- 1977 ~ New cedar-shake roof; iron fence restoration
 - 1985 ~ Preservation guide; siding repair
 - 1986 ~ Fire detection system installed
 - 1987 ~ Chimney removal; flashing repair; new hand-crafted door - east side; electric upgrade; stone wall restoration
 - 1988 ~ Sill, stud & end-post restoration; cemetery fence restoration
 - 1989 ~ Wood gutters reconstruction; interior framing stabilization
 - 1992 ~ Interior stair stabilization; tread and riser restoration; ground radar cemetery survey and tombstone repair; encapsulation of asbestos roof insulation
 - 1993 ~ Window re-glazing; cemetery photographed; Irwin, *Time Erases All Epitaphs Graven in Stone* published
 - 1995 ~ Gallery cover construction & installation
 - 1998 ~ Window shutters restoration; floor joist repair; plaster restoration; loft rehabilitation
 - 2004 ~ Exterior stripping & treatment; east & south wall stabilization; window & door restoration; epoxy consolidation; Annex roof
 - 2005 ~ Heating plant replacement; fire detection system upgrade
- Goal by 2008 and the 250th Anniversary Celebration: roof asbestos removal

Acknowledgements

Architectural drawings: Historic American Buildings Survey (1937) Survey No. HABS NJ-145
Photos courtesy of Paul and Louie Basile, contractors

Open House Committee: Richard Irwin, Lee Whildin, Peg Steneck, Jim Brotherton and Mary Brotherton
Publicity: John Ruch

For additional information about the Meeting House and the Association that preserves it, visit:

www.randolphmeetinghouse.org

or contact:

Peg Steneck, FMHCA President, at: msten@umich.edu

Project Overview: The original 1758 Meeting House had no heat. An iron coal stove was installed in the 19th century. This stove was replaced in the 1950s by an oil burner housed in a shed attached to the exterior of the north wall with duct work extending along the interior walls. The current upgrade included removal of the shed, oil burner, and 1950s duct work; installation of a new gas furnace in the Annex and duct work under the floor of the Meeting House. Key steps in the heating system replacement project are outlined below.

Architect: John E. Bolt, Architects

~

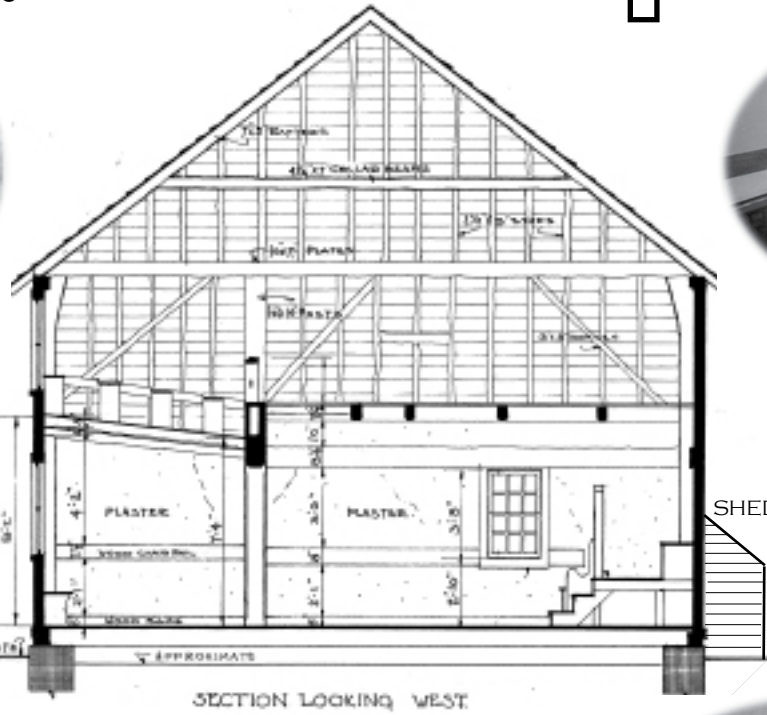
Contractor: Basile Bros., General Contractors

Replace facing bench & floor, install registers; hand craft replacement

pegs; restore interior plaster.



Remove 1950s heating system, including heating ducts, oil burner and furnace shed.



Repair & consolidate foundation sill & joists on north wall; replace siding.




Remove floor; clear debris; level ground; repair and reinforce floor beams; pour cement vapor barrier.



Install heating ducts in Meeting House; complete electrical work.



Install new gas furnace; connect to ducts.



Remove Annex porch; break through foundation; install ducts from Annex to Meeting House; rebuild porch.

